




Pollux

SANS  SOUCI



POLLUX

Pollux gets its name from a galactic giant that's been lighting up the dark void of space for eons.

Designer Jiří Krišica, a Gemini, would stare up at this deep space colossus, which is a part of Gemini constellation, and bask in its majesty.

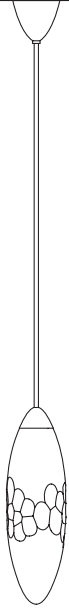
To do justice to its name he knew he would have to blend traditional methods with cutting-edge technology. Innovative nano-coating is used to bring Pollux into the modern era, which gives it a smooth shine, but simultaneously maintains an organic feel using traditional lenticular brushes. The luminaire is hand-blown using blue glass, giving the viewer a feeling that it could possibly live in two worlds. The brass finish is the crescendo to this epic, and ties together the story of a space odyssey.

Design by Jiří Krišica

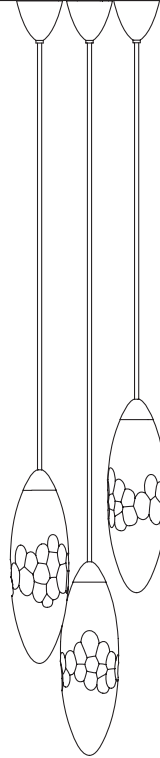


OPTIONS

Dia 140 mm × H 1600 mm



Dia 400 mm × H 2000 mm



Dia 550 mm × H 2000 mm

